

Jacob Barton

Udderbot Sextet No. 1 “Three Shaving off the Infinite Block of Goodness”

(2005)

Performance Notes:

1. An “udderbot” is a slide woodwind instrument invented in 2005 by Jacob Barton and friends. It can be built in half an hour out of a glass bottle, a rubber glove, a rubber band, a butter knife, a hose clamp, water, and some duct tape and/or sandpaper. For information on how to construct an udderbot, visit <http://udderbot.wikispaces.com>.
2. This suite was originally performed on udderbots made from a variety of glass bottles (as noted in mvmt. I). Since then, the making of udderbots have been somewhat standardized; the most common is the alto, made from a small glove and a beer bottle, followed by the tenor, made from a larger glove and a wine bottle. The original bottles roughly correspond to four alto udderbots and two tenor udderbots.
3. This piece is suitable for beginning udderbotswains with some amount of musical experience. The articulations called for are akin to those used on wind instruments, and the sensation of finding the correct pitch is similar to singing.
3. Movement I “Initial Plunge” is notated with a “zero-line staff”: the relative position of each notehead, relative to the bottom and top lines, represents the amount of water to be squeezed into the bot, from none (level with the bottom of the bottle) to all (practically spurting out everywhere). Straight lines indicate glissandi, and wavy lines indicate glissandi with a wide vibrato.
4. Movements II and III are scored in three parts, each of which can be doubled. For movement II, players should aim for a precise rendering of the specified pitches. Movement III, on the other hand, should be taken at a tempo which makes a precise rendering of the specified pitches impossible.

If you intend to perform this piece, please contact Jacob at udderbot@gmail.com.

Udderbot Sextet #1 "Three Shavings"

I. Initial Plunge

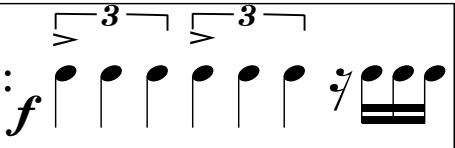




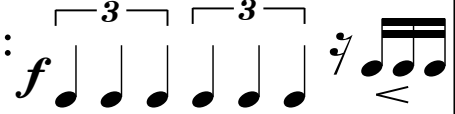
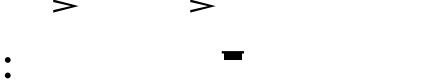
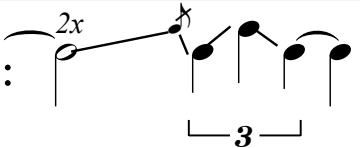


Jacob Barton

*original
bottle types*

Moderato

Dr. Pepper	$\frac{5}{4}$	\neq		\neq	:	
Pellegrino	$\frac{5}{4}$ -	-	-	-	(2x)	
Root Beer	$\frac{5}{4}$	\neq		\neq	:	
Perrier	$\frac{5}{4}$ <i>2x only - legato</i>	\neq	-	-	:	
Mickey's 40 oz.	$\frac{5}{4}$ -	-	<i>2x only - legato</i>	\neq	:	-
Mickey's 40 oz.	$\frac{5}{4}$ -	-	-	-	:	-

6

I	∕	♪ ♯ ♪ ♯ ♪ ♪	∕	∴ ∴ <i>f</i> 	∕
II		-		<i>f</i> 	
III	∕	∕	∕	∴ ∴ <i>f</i> 	∕
IV	-	♪ ♪ ♪ ♪ ♯	♯ ♪ ♪ ♪ ♪	∴ ∴ 	♪ ♪ ♪ ♪ ♪
V	-	-	-	∴ ∴ 	-
VI	♯ ♪ ♪ ♪ ♪	<i>flutter & dim.</i> 	-	∴ ∴ 	♪ ♪ ♪ ♪ ♪

11

The musical score consists of six staves, labeled I through VI, arranged vertically. A large brace on the left side groups all six staves together. The score is divided into three measures by vertical bar lines. The first measure contains various musical notations, including triplets and accents. The second measure features a double bar line with repeat dots, followed by a fermata and a wavy line. The third measure continues the musical notation with triplets and accents. Dynamics such as *ff* are present in the second and third measures of staves II and VI. The text *both times* appears above the first two notes of staves V and VI in the first measure. The number *11* is written above the first measure of staff I.

I

II

III

IV

V

VI

both times

both times

ff

ff

14

I ff 3 3

II *2x double-tongue* ff 3 3 3


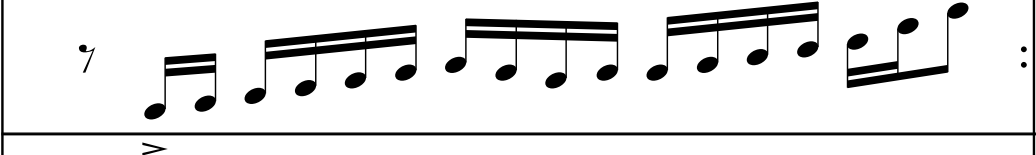
III ff 3 3

IV *2x double-tongue* ff 3 3 3

V ff

VI ff

16

I			
II			
III			
IV			
V			
VI			

II. Shallow

♩=60 or thereabouts, not strictly

take breaths as needed

alto L
alto R
tenor

12

19

III. Shallow

Allegro Presto

Hi Udderbots

Lo Udderbots

8

14

Slower

Fine

"p"

20

ff ³

(one player gliss)

ff

27

rush this measure

D.C.